

Model:Stella-C1

Date:20-Jun-02

No.: MB044001



Modified Article: Parts catalog correction

Prepared by: M.Ishihara

From: Technical Services sec. Service Planning Dept.

Reason for
Modification:

- ☒ Parts catalog correction
☐ To facilitate assembly
☐ Part standardization

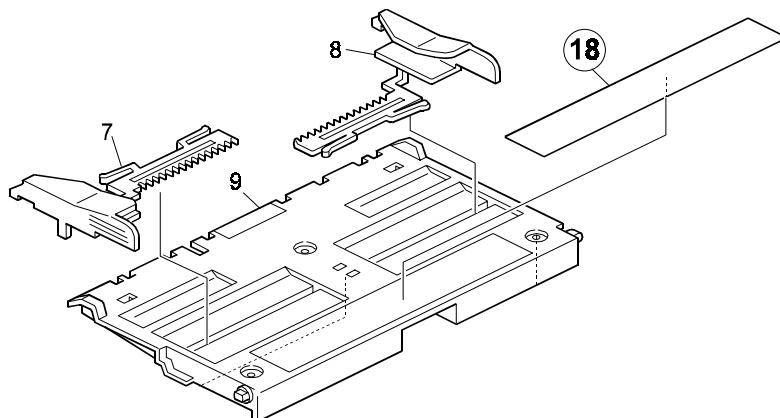
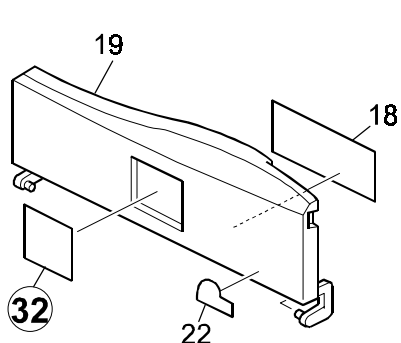
- ☐ Vendor change
☐ To improve reliability
☐ Other

☐ To meet standards
()

Please make the following corrections to your Parts Catalogs.

- Please ADD the following:

Part Number	Description	Q'ty	Int	Page	Index	Note
B0457507	Model Name Plate-REX (B045)	1		7	32	
B0497507	" (B049)					
B0447507	" (B044)					
B0467507	" (B046)					
B0457508	Model Name Plate-GES EU (B045)					
B0497508	" (B049)					
B0447508	" (B044)					
B0467508	" (B046)					
B0457501	Model Name Plate-RIC (B045)					
B0497501	" (B049)					
B0447501	" (B044)					
B0467501	" (B046)					
B0457502	Model Name Plate-NSA (B045)					
B0497502	" (B049)					
B0447502	" (B044)					
B0467502	" (B046)					
B0457503	Model Name Plate-INF (B045)					
B0497503	" (B049)					
B0447503	" (B044)					
B0467503	" (B046)					
B0457504	Model Name Plate-LAN (B045)					
B0447504	" (B049)					
B0467504	" (B044)					
B0467504	" (B046)					
AA003011	Manual Feed Decal	1		11	18	



Model:Stella-C1

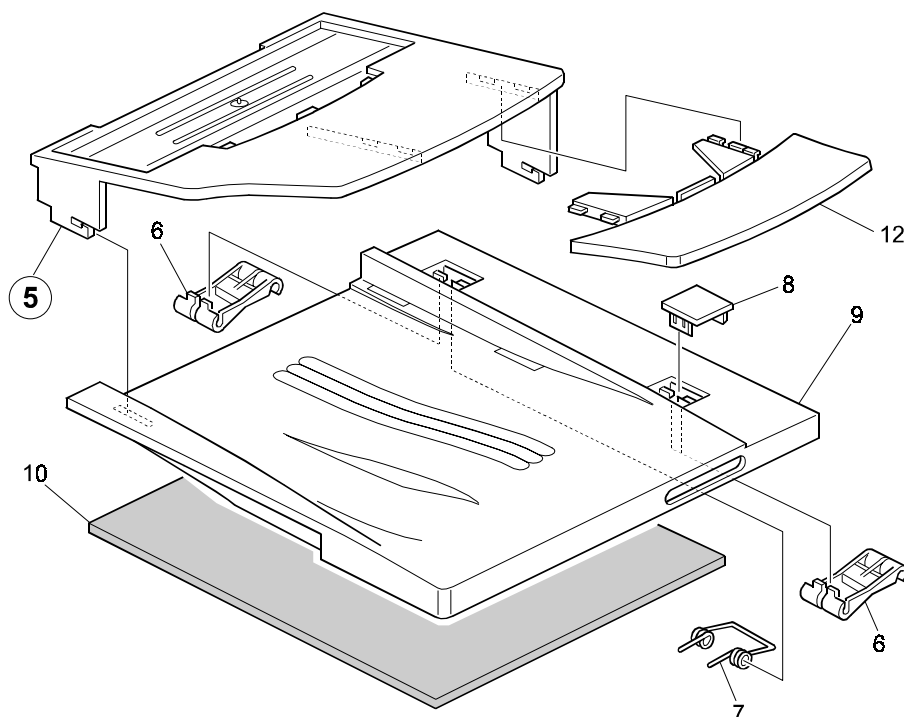
Date:20-Jun-02

No.: MB044001

- Please CORRECT the following:

Part Number	Incorrect Description	Correct Description	Page	Index
B0441804	Left Scale Ass'y - AA	Left Scale Ass'y - NA, ASIA	7	12
B0441831	Left Scale	Left Scale Ass'y - NA, ASIA	7	31

- Please CORRECT the following (pg. 18):
 Incorrect: In the illustration below, index #5 and #9 both point to the Platen Cover.
 Correct: Index #9 is for the Platen Cover, and index #5 is for the Original Table (B0444948).



- Please DELETE the following:

<Printer Controller Type 1013 (B441)>

Part Number	Description	Page	Index
B4058594	CD-ROM (NRG)	2, 3	6
B4418595	CD-ROM (INF)	2, 3	6
B4418596	CD-ROM (LAN)	2, 3	6

Model: Stella-C1/F1 Printer Controller		Date: 10-Dec-02	No.: MB441001
Modified Article: Reviewing of Printer Option for S-F1 release		Prepared by: A. Ishiyama	
From: Technical Services sec. Service Planning Dept.			
Reason for Modification:	<input checked="" type="checkbox"/> Parts catalog correction <input type="checkbox"/> To facilitate assembly <input type="checkbox"/> Part standardization	<input type="checkbox"/> Vendor change <input type="checkbox"/> To improve reliability <input type="checkbox"/> Other ()	<input type="checkbox"/> To meet standards ()
Modification Schedule:	All new parts are available from the first mass production of the S-F1.		

The following P/N have been changed due to parts standardization of the printer option for the S-C1 and S-F1.

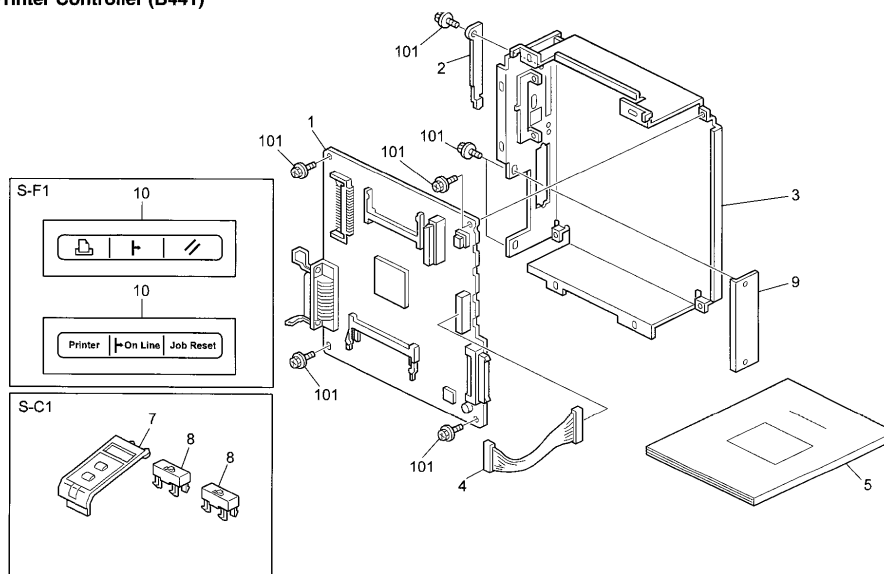
Note: These changes have already been applied to the printer option parts catalog.

Old part number	New part number	Description	Q'ty	Int	Page	Index	Note
B4415170	B4415175	Controller Board S-C1/F1	1→1	*	3	1	1
B4418607	B4418857	Operation Manual – REF-1 English	1→1	*	3	5	1
B4058594		CD ROM (NRG)	1→0	--	3	6	2
B4418595		CD ROM (INF)	1→0	--	3	6	2
B4418596		CD ROM (LAN)	1→0	--	3	6	2
	B4411456	Printer Decal – S-F1 : NA/Asia	0→1	--	3	10	3
	B4411457	Printer Decal – S-F1 : EU	0→1	--	3	10	3

Note:

1. The interchangeability between these two parts is as follows:
Both can be used with the S-C1 printer, but the old part cannot be used with the S-F1 printer.
2. This P/N change information was previously announced in MB044001.
3. These parts are unique to the S-F1.

1. Printer Controller (B441)



Model: Stella-C1/F1 Printer Controller		Date: 10-Dec-02	No.: MB441002
Modified Article: Reviewing of Printer Option for S-F2 release		Prepared by: A. Ishiyama	
From: Technical Services sec. Service Planning Dept.			
Reason for Modification:	<input checked="" type="checkbox"/> Parts catalog correction <input type="checkbox"/> To facilitate assembly <input type="checkbox"/> Part standardization	<input type="checkbox"/> Vendor change <input type="checkbox"/> To improve reliability <input type="checkbox"/> Other ()	<input type="checkbox"/> To meet standards ()
Modification Schedule:	All new parts are available from the first mass production of the S-F2.		

The following P/N have been changed due to parts standardization of the printer option for the S-C1/F1 and S-F2.

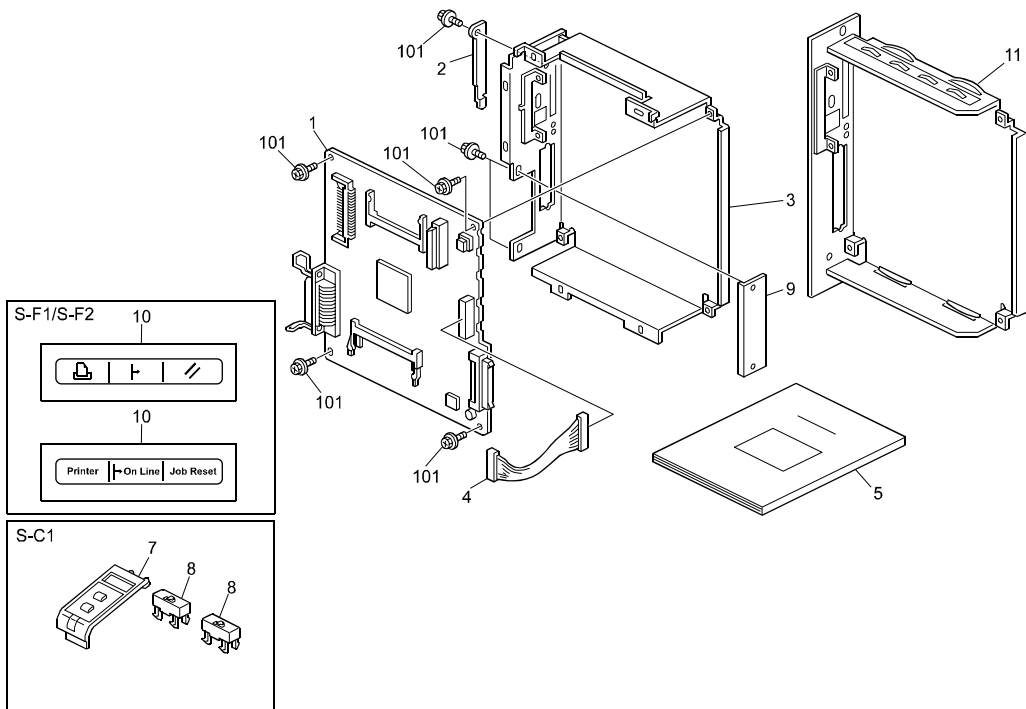
Note: These changes will be applied to the printer option parts catalog for the S-F2 manual.

Old part number	New part number	Description	Q'ty	Int	Page	Index	Note
B4415175	B4415162	Controller Board	1→1	*	3	1	1
B4418857	B4418877	Operation Manual	1→1	*	3	5	1
	B4415801	Printer Bracket - S-F2	0→1	--	3	11	2

Note:

- The interchangeability between these two parts is as follows:
Both can be used with the S-C1/F1 printer, but the old part cannot be used with the S-F2 printer.
- This part is unique to the S-F2.

1. Printer Controller (B441)



Model: Model S-F2		Date: 31-Jan-03	No.: MH556001
Modified Article: Parts Catalog Corrections		Prepared by: M. Mano	
From: Technical Services Sec. Service Planning Dept.			
Reason for Modification:	<input checked="" type="checkbox"/> Parts catalog correction <input type="checkbox"/> To facilitate assembly <input type="checkbox"/> Part standardization	<input type="checkbox"/> Vendor change <input type="checkbox"/> To improve reliability <input type="checkbox"/> Other	<input type="checkbox"/> To meet standards ()

Please apply the following P/N corrections to your Parts Catalogs.

Mainframe (H556/H557)

Incorrect part number	Correct part number	Description	Q'ty	Int	Page	Index	Note
B0444949	B0444952	Cover – Original Table	1	-	3	9	
H5561011	H5561013	Contact Image Sensor Ass'y	1	-	15	16	
H5561301	H5561310	Discharge Brush	1	-	17	26	

Printer Controller (B441)

Incorrect part number	Correct part number	Description	Q'ty	Int	Page	Index	Note
B4415162	B4415172	Controller board	1	-	3	1	